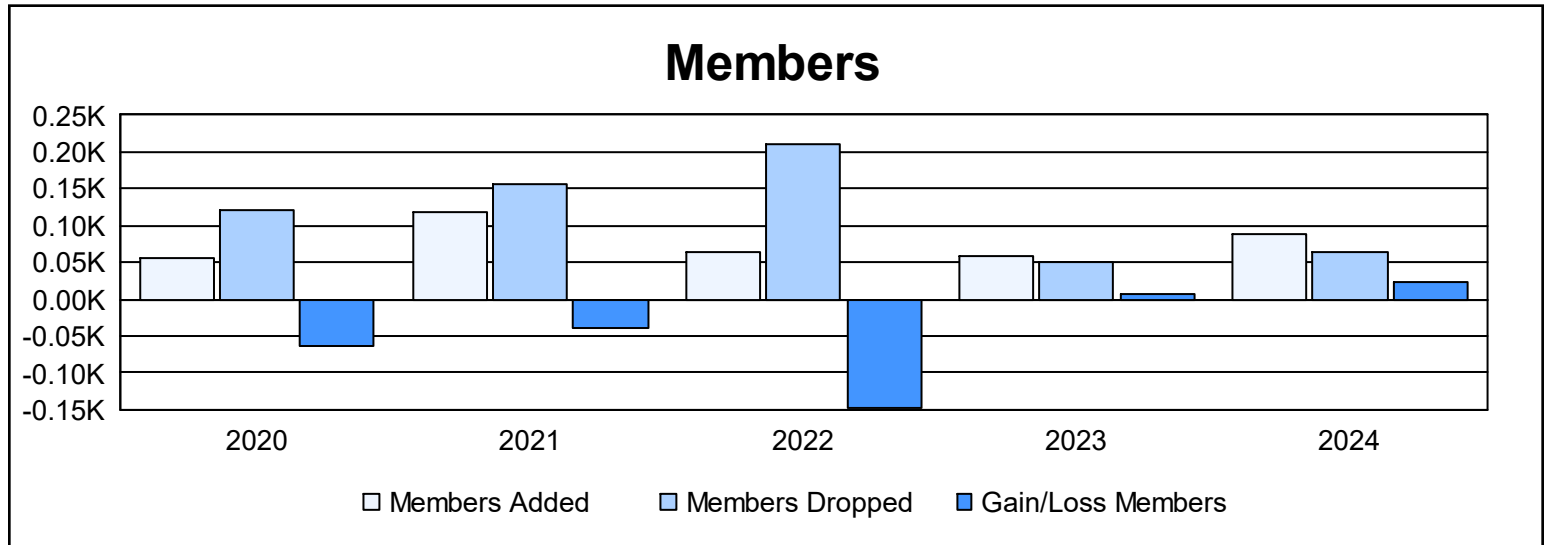
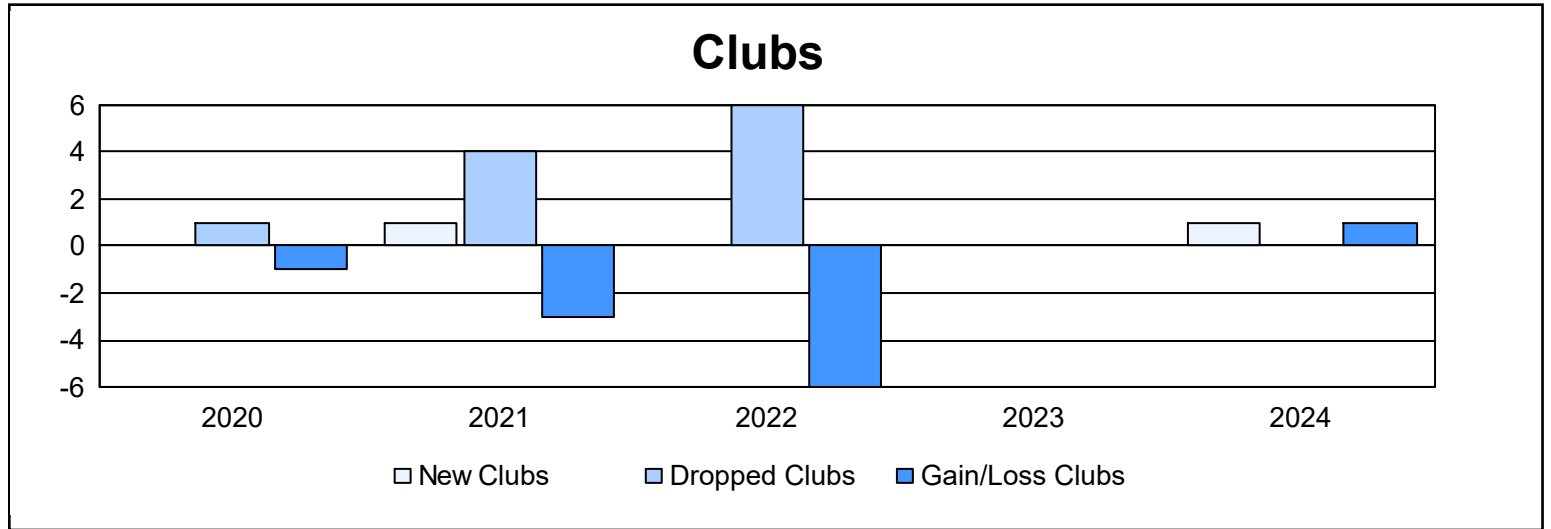
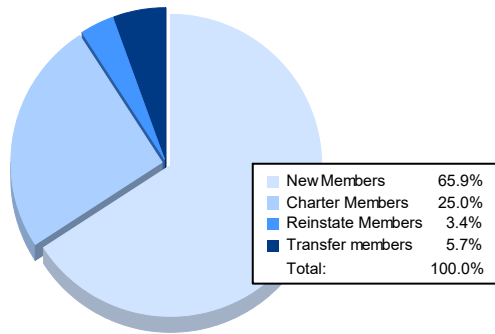


| Year | New Clubs | Dropped Clubs | Gain/ Loss Clubs | New Members | Charter Members | Reinstate Members | Transfer Members | Total Member Added | Total Members Dropped | Gain/ Loss Members |
|----------------|-----------|---------------|------------------|-------------|-----------------|-------------------|------------------|--------------------|-----------------------|--------------------|
| 2019-2020 | 0 | 1 | -1 | 33 | 3 | 19 | 2 | 57 | 120 | -63 |
| 2020-2021 | 1 | 4 | -3 | 85 | 25 | 1 | 6 | 117 | 155 | -38 |
| 2021-2022 | 0 | 6 | -6 | 46 | 2 | 14 | 1 | 63 | 211 | -148 |
| 2022-2023 | 0 | 0 | 0 | 58 | 0 | 0 | 0 | 58 | 51 | 7 |
| 2023-2024 | 1 | 0 | 1 | 58 | 22 | 3 | 5 | 88 | 65 | 23 |
| Average | 0 | 2 | -2 | 56 | 10 | 7 | 3 | 77 | 120 | -44 |



Membership Composition June 2024 Cumulative



Gender Composition June 2024 Cumulative

